

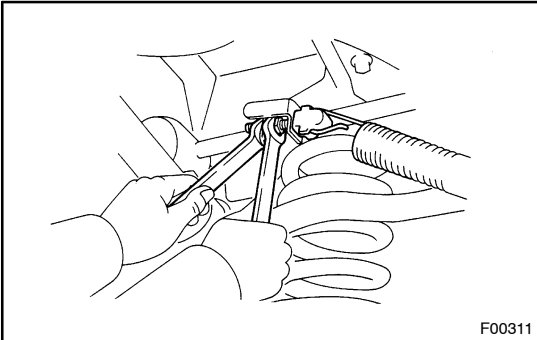
REMOVAL

1. DISCONNECT BRAKE LINES

Using SST, disconnect the 3 brake lines from the valve body.

SST 09023-00100

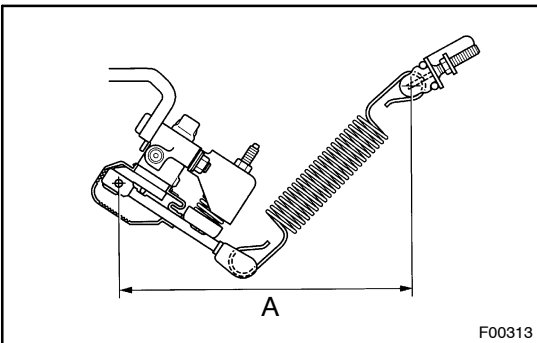
Torque: 15 N·m (155 kgf·cm, 11 ft·lbf)



2. REMOVE LSP & BV ASSEMBLY

Remove the lock nut and disconnect the adjusting bolt from the rear upper control arm.

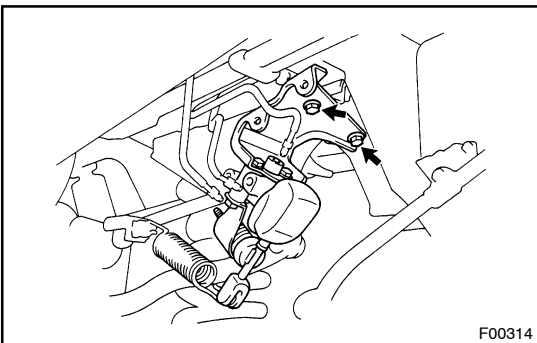
Torque: 13 N·m (130 kgf·cm, 9 ft·lbf)



3. INSTALLATION NOTICE

- (a) Set spring length A to initial set length and temporarily tighten the lock nut.

Initial set length (Unladen): 236.4 mm (9.307 in.)



- (b) Remove the 2 mounting bolts and remove the LSP & BV assembly.

Torque: 19 N·m (195 kgf·cm, 14 ft·lbf)